



FQG Programs – 2009	
February 26	Guild Demos – Linda Davis, Ellen Warlick, Leah Day
March 26	Quilter's Gallery – Patti Cline
April 29	Pat Knoeche from "Quilt in a Day"
May 28	Paulette Gibson – Ladybug Emporium
June 25	Covered Dish Supper
July 16	Vickie Clontz – Annie's Keepsakes
August 27	Priscilla Hair – Trunk Show
October 2	Quilt Show Turn In Night Cleveland County Arts Council
October 22	TBA
November 19	TBA
December 10	Covered Dish – HOLIDAY Party



Don't forget to bring...



HANDCRAFTED NAMETAGS
LIBRARY BOOKS
SHOW 'N TELL
FAT QUARTERS FOR QUILT SHOW
QUILTS FOR SERVICE PROJECTS

To the February meeting!

Quilting Tip:


To stabilize fabric to make writing on it easier, place strips of masking tape on the wrong side of the fabric just under the area where you will write.

Fons & Porter

Happy Valentine's Day



Go ahead, have some chocolate - you're a Quilter!



Are you unsure which is the lengthwise and the crosswise grain of the fabric?

The way to tell is to **let the fabric SING** to you.

Place one edge of the fabric in each hand with some slack in the fabric. Pull the fabric taut. It will make a sound. Listen to the pitch of that sound. Now repeat in the other direction. You will notice a difference in the pitch of the sound. The **HIGHER** Pitch is the lengthwise grain. The **LOWER** Pitch is the crosswise grain.

Patsy Shields from Sulky of America