


# Foothills Quilters Guild

---

## Newsletter

---



June, 2008



June Meeting  
Thurs., June 26th  
Ascension Lutheran  
Church  
6:30 PM

### Annual June Cover Dish Party

#### ***Bring Your Favorite Dish to Share!***

For our June meeting we will gather at 6:30 PM to share a meal and fellowship. Plan to enjoy some delectable dishes and spend the evening getting to know some of the members you may not have had a chance to meet before. We never have time at the regular meetings to do this, so take advantage of the opportunity to make new friends.

At the June meeting we will be introducing PMDs -- Pre-Meeting Demonstrations of quick-sew items that we can make for our own enjoyment or for the upcoming quilt show boutique. That quilt show will be here before you know it!

This month the quilt show co-chairs, Kay Young and Eleanor Morgan, will be showing us how to make pin cushions with the help of our program chair Holly Greene, who gave us this month's PMD instructions. While Holly will be busy setting up for our salad supper, Kay and Eleanor will be stitching and talking about pin cushions. We'll have directions for the project and we'd love suggestions for future PMDs.

As mentioned before, this is an introduction of a new addition to our meetings. Over the next 16 months before the quilt show, we will have a PMD prior to each meeting. Come early to see what we're doing each month; we'll start at about 6:30 and be finished by the time Ellen starts the meeting at 7. Everyone is invited to participate. If you have a demonstration or an idea you'd like to share, please do. Just give Kay or Eleanor or Holly or Paula Barringer, Boutique chair, a call. You can do the demonstration yourself or you can show one of us how and we'll help you.

Look for PMD announcements in the newsletter and come early to guild meetings to join the fun.

### ***A Note from your President . . .***

Hello everyone!



Welcome to June and our Summer carry-in dinner. I hope to see all of you with a delicious dish in hand on the 26th. Everyone knows we'd rather quilt than do almost anything else, but when it comes to good food we always raise the bar. So bring your appetites along with your Show and Tell items and a party mood!

While speaking at the Annual Meeting for the Arts Council I was reminded of how much our members contribute to the guild and our communities. The "21 Years of Quilting" exhibit held just after the 2007 show was one of the best-attended exhibits ever held at the Arts Council, and four pieces were sold. Harriette Grigg just won First Place in the Cleveland County Artists' Competition, with Kay Young winning an Honorable Mention - the only two fiber pieces in the show, and both were winners! Leah and Jenny have agreed to install a display at the library for September, which the librarians say is always a popular exhibit.

As quilters we can be very proud of adding art and beauty to the areas where we live, as well as our contributions to Kozy Kwilts and South Mountain. Thank you all for your efforts to make our world a more beautiful and enjoyable place to live - and to promote the Foothills Quilters Guild at the same time!

Just a reminder that the 2009 quilt show is only fifteen meetings away. Eleanor and Kay have shared an exciting idea with me and you'll find out more about it in this newsletter and at the June meeting. Please plan to come on the 26th to share a wonderful meal and the talents of our guild!

*Ellen*

Deadline for July Newsletter is  
July 7, 2008

Please send all info to Sally Norman  
223 General Griffith Circle, Rutherfordton 28139 or  
[sunorman1@bellsouth.net](mailto:sunorman1@bellsouth.net)



## May Meeting Attendance

**28 Members**  
**1 Visitor**

### 2008 BOARD OF DIRECTORS

<b>Brenda Arrowood</b>	<b>2008</b>
<b>Ginny Huntley</b>	<b>2007-2009</b>
<b>Peggy McSwain</b>	<b>2007-2009</b>
<b>Ellen Warlick</b>	<b>2007-2009</b>
<b>Harriette Grigg</b>	<b>2008-2010</b>
<b>Kathy Hackett</b>	<b>2008-2010</b>

### 2008 OFFICERS

*President*  
**Ellen Yunker** (704) 477-0127

*Vice President – Programs*  
**Holly Greene** (704) 482-6812

*Vice President – Membership*  
**Suzy Bridges** (704) 538-9412

*Recording Secretary*  
**Dee Batayte** (828) 245-2491

*Corresponding Secretary*  
**Carolyn Sipes** (704) 739-3153

*Treasurer*  
**Robin Parton** (828) 287-3070

### GUILD POSITIONS

*Historian*  
**Ellen Warlick** (704) 434-9500

*Librarians*  
**Paula Barringer** (704) 482-0831

**Mary Henry** (704) 481-0300

*Newsletter Editor*  
**Sally Norman** (828) 286-2954

Visit us online at  
[www.foothillsquiltersguild.org](http://www.foothillsquiltersguild.org)

Email:  
[foothillquilts@bellsouth.net](mailto:foothillquilts@bellsouth.net)

Hours: Monday – Saturday 9:00 – 5:00

## Long Creek Mills Industrial Sewing & Embroidery Thread

108 S. WEBB STREET – GASTONIA, NC 28052

[www.longcreekmills.com](http://www.longcreekmills.com) E-mail: [info@longcreekmills.com](mailto:info@longcreekmills.com)

PHONE 704-864-6651 TOLL FREE 1-866-869-6651 FAX 704-865-8242

## Foothills Quilter's Guild Minutes

The Foothills Quilters Guild met on 22 May 2008 at the Ascension Lutheran Church in Shelby, North Carolina.

President Ellen Yunker began the meeting by welcoming members and guests.

Suzy Bridges, Vice President-Membership, introduced new member Robin Kaluahine. Minutes for the last meeting were approved as written. The prayer list was updated.

Ellen reminded members that the care package for Jeremy is on the back table.

Holly Greene, Vice-President Programs, asked members if they would be interested in having Vickie Clontz, who produces Annie's Keepsakes patterns, be a speaker at a guild meeting. Members indicated they would like to hear Vickie speak.

Holly announced that the July workshop with Linda Cantrell will be held and there are still some openings for this workshop.

Ellen reminded members that there would be a boutique workshop on June 7 from 10:00 to 2:00 at Alley Quilts. And members were reminded that Paula Barringer could use any orphan blocks that members might want to donate for the boutique.

There will be a BOD meeting at 6:00 p.m. on 19 June at the Cleveland Library. Any member interested in attending is welcome.

The guild will again decorate the Cleveland County Library window in September. Leah Day and Jenny Reed volunteered to prepare the window.

Ellen reminded members that the Cleveland County Arts Council is accepting submissions for an upcoming-juried exhibit based on the theme of baseball. Brenda Arrowood, Holly Greene, Harriette Grigg, Paula Barringer, and Ellen Yunker are submitting pieces for this exhibit. Ellen encouraged other members to enter the exhibit. The exhibit coincides with the 2008 American Legion World Series, which will be held in Shelby, August 13 – 26, 2008. Artwork must pertain to or depict baseball. The American Legion Baseball Commission will sponsor a \$500 Purchase Award. The winning piece of artwork will be purchased by the commission and may be used as a prize or given away during the games. All artists, both amateur and professional, are invited to submit their work for consideration. More details can be found on the Arts Council web site.

Holly Greene asked for volunteers to Chair the guild Christmas party and Leah Day and Jenny Reed volunteered.

Aileen Hamrick announced that she had more sets of cut quilt pieces to give away and to see her after the meeting if you are interested in getting some of the pieces.

Ellen announced that not many quilts had been donated for South Mountain this year.


Robin Parton won the Door prize.

The following members had Show and Tell: Aileen Hamrick, Leah Day, Sue Rash, Brenda Arrowood, Nancy Baxter, Sandy Thomas, and Ingallil Jarl.

Vice President-Programs, Holly Greene, introduced the program "The Evolution of a Fiber Artist: The Life and Times of a Quilt Addict" by Grace Howes.

Respectively Submitted  
Dee Batayte  
Recording Secretary

**There's Still Time . . .**  
**Workshop with LINDA CANTRELL**



Still Life With Bottles  
six-hour workshop.. ..All skill levels  
No more needle turn! No more  
basting!

In this class you are the designer.... No drawing abilities needed. Learn to make your own designs by folding paper and cutting. Make your Still Life any size you like....Any color you like. I will show you how to free yourself of design and composition worries.

In this class you will learn to make perfect points, corners, and deep in side "V's" using the freezer paper inside method. Plus you will learn how to frame your quilted art, for a more professional look.

WHEN: Saturday, July 19, 2008                      9:00 - 4:00  
COST: \$35.00

TO VIEW THE PROJECT WE WILL BE DOING, GO TO  
[www.southernhighlandguild.org/lindafiber/](http://www.southernhighlandguild.org/lindafiber/) AND CHECK  
OUT "Still Life With Bottles.

Sign Up sheet will be available at the next meeting, or contact  
Holly Greene at [dgreen188@carolina.rr.com](mailto:dgreen188@carolina.rr.com).

**For Sale**

Husqvarna Viking Designer 1 sewing & embroidery machine plus computer software program. Recently serviced. Lots of "extras". Call Linda Greene at 704-434-7984 or 704-473-8028.

**Special Request From Shirley**

Shirley Runyans' grandson, Bob is back in I raq. In addition to your prayers, Shirley asks that if anyone has any sports or news magazines they are through with, she would love to have them for Bob and his unit.

**Welcome New Member!**




**Robin Kaluahine**  
**280 Landrum Rd.**  
**Columbus, NC 28722**  
**(828) 863-4036**  
[elainesattic@yahoo.com](mailto:elainesattic@yahoo.com)

**In Our Prayers . . .**

Sue Padgett  
Hazel Wilson  
Miriam Glenn  
Wayne Hyder - Carolyn Sipes' son- in-law  
Marjorie Busby's granddaughter  
Barbara Toney  
Jerry Rabb - Hollis's husband  
Susan McCarty's mother  
Muriel Southard's brother  
Nancy Horner's husband, Jack  
Linda Greene's grandson, Jeremy Wiggins - deployed to I raq  
Jenny Reed & husband  
April Van Dyke  
Susan Rose Taylor, daughter of Claudia Rose  
Richard Styers  
Bob Runyans, Shirley's grandson, back in I raq



*Sincerest condolences are extended  
to Inez Koontz and her  
family upon the loss of  
her sister, Jean.  
Inez sends the following  
message -*



*I want to thank all you for your prayers for my  
sister Jean, who lost her battle with cancer on  
June 5th.*

*Jean was 66 in March. She had 2 children - a  
daughter in Oregon and a son in Maryland; 3  
granddaughters and 1 great grandson. This has  
been a long battle for them, and the rest of our  
family. We all appreciate your prayers.*

*Inez Koontz*

**2008 UFO Days**

We will be meeting at SANDY'S COUNTRY CHRISTMAS store on highway 74 west of Shelby. She is moving her store there over the holidays. (If any member can help the week after Christmas with the move, please give her a call or go by the present store)

The room is 20' by 40' and has 10 tables in it. If you are planning to attend and would like to participate in lunch, you will need to bring a food item. We usually have sandwiches, soup(cold months), salads, and desserts. Each member furnishes their own drinks.

We will be meeting on second Saturday of each month from 9:30-until store closes or you need to leave. We encourage you to attend.

The dates are as follows.

Jul 12	Sept 13	Nov 8
Aug 9	Oct 11	Dec 13

If you have any questions please me at 704-487-1960 or email [ginnhuntley@bellsouth.net](mailto:ginnhuntley@bellsouth.net)  
Ginny Huntley

# Sandy's Country Christmas

2536 W. Dixon Blvd., Shelby, N.C.



F.Q.G. MEMBERS  
SHOW MEMBERSHIP  
CARD FOR  
10% DISCOUNT

## 704-471-0015

OPEN ALL YEAR (Mon-Sat 10-6)  
(November thru Christmas 10-9)  
NEVER ON SUNDAYS  
OPEN THANKSGIVING DAY

## June Birthdays

- 6 Judy Poteat
- 15 Ingalill Jarl
- 17 Judy Ferguson
- 18 Jeanine Major
- 19 Sue Rash



### Happy Birthday Ladies!



**Note:**

*If your name appears in the birthday list please arrive at 6 pm to help set up the meeting room. Please plan to stay a few minutes late to return it to its original arrangement. If you are unable to attend please find a replacement. Your help and cooperation will be greatly appreciated.*

**Fat Quarter  
Fridays  
15% Off**

**Weekly  
Specials**

## Ann's Cozy Quilts & Fabrics

**Fabrics - Patterns - Notions  
Sewing & Quilting Classes**

M-Th, 10-6pm  
Fri-Sat, 10-5pm  
Sun, Closed



[annscozyfabrics@bellsouth.net](mailto:annscozyfabrics@bellsouth.net)

### (828) 286-9997

412 Charlotte Road  
Rutherfordton, NC 28139

From Hwy 74 take Exit 181 to Hwy 74A  
Travel north on 74A to Charlotte Road  
Turn left and look for our sign on your left

COME JOIN

## SCHOOLHOUSE QUILTS

July 11 – 19, 2008

For the 8<sup>th</sup> Annual

2008 Carolina Shop Hop

“ Fall for the  
Carolina Shop Hop”

Twelve shops in Western NC and  
Up State SC

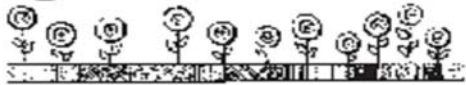
Weekdays 10-6:00, Sat. 10-5:00  
(Closed on Sundays)

Check our Website

[WWW.CAROLINASHOPHOP.COM](http://WWW.CAROLINASHOPHOP.COM)

For participating shops or  
call Brenda at 828-245-9774

# MY QUILT SHOPPE



142 Joel Wright Drive,  
Hendersonville, NC  
(turn on Joel Wright Drive  
off Greenville Hwy.)

## WE SELL MACHINES

- Sewing Machines and Sergers
- Sales • Service • Education Classes
- Fabric • Books • Notions • Gifts

828.692.8870

[www.MyQuiltShoppe.com](http://www.MyQuiltShoppe.com)

Hours: Mon-Sat 10 am-5 pm


One Stop Quilt Shoppe!

**Mention this ad and get  
25% Discount  
on your 1 days purchase.**

Some Restrictions Apply • Coupon Expires Dec. 31, 2008

## FQG Calendar 2008

Jun 26	Summer Salad Supper
Jul 19	Linda Cantrell Workshop "Still Life With Bottles"
Jul 24	Susan Brubaker Knapp "The Artist in You" Lecture/trunkshow
Oct 23	Pattiy Torno "Living in the Material World" Lecture
Sep 25	Lynne Mott Certified Pam Bono Educator Trunk show
Nov 20	Mary Ray Lecture/Trunk Show



# The Beaded Flamingo

A UNIQUE STUDIO

Miyuki Seed Beads

Swarovski Crystals

Delicas

Findings

Beading Supplies

Classes




Jewelry by nellebeads

Located in "Alley Quilts"

213 S. Trade St.

Shelby, NC 28150



By Appointment: 704-472-7671

Paula Barringer  
Mary Henry

213 S. Trade St  
Shelby NC 28150  
(704) 487-0010

+ **Custom Quilting**  
baby quilts, memory quilts,  
bridesmaids' quilting bees,  
Christmas tree skirts &  
stockings, etc.

+ **Machine Quilting**

+ **Studio Space Rental**  
Includes access to design  
wall, over-size ironing  
board, cutting table,  
refrigerator & microwave  
(Monthly & Half-day leases  
available)

A  
L  
L  
E  
Y  
  
Q  
U  
I  
L  
T  
S

## Email Updates

The following members have reported new e-mail addresses. Please make note of them.

Barbara Greene

[greene@clevelandcommunitycollege.edu](mailto:greene@clevelandcommunitycollege.edu)

Eleanor Morgan

[enormorgan@carolina.rr.com](mailto:enormorgan@carolina.rr.com)

Carolyn Ross

[ourcarolyn@carolina.rr.com](mailto:ourcarolyn@carolina.rr.com)

## Care Packages for Jeremy Wiggins

Just a reminder that we are collecting items to send to **Linda Greene's** grandson, **Jeremy**, who is deployed to Iraq. Ideas for things that Jeremy and his friends will enjoy are:

### PERSONAL CARE ITEMS

Lip balm, chap-stick, blistex, etc

Sunblock SPF 30+

Non-medicated eye drops

Liquid hand soap, hand sanitizers

For the feet: Gold Bond Powder, Lotrimin, mole skin & blister packs, athletic tube socks both black & white

Shower shoes (flip-flops)

Emery boards, nail files, nail clippers, tweezers

Tooth brushes, toothpaste in small tubes, disposable razors

### FOOD ITEMS

Important: no food with pork ingredients

Cold drink mixes such as Kool-Aid, Crystal Lite, Gatorade, Powerade

NO Lemon-Lime as the Army has tons of that

Fruits and puddings, the type that needs no refrigeration, with poptops

Dried fruits such as apples, banana chips, cherries, peaches, strawberries, apricots

Fruit roll-ups

Trail Mix

Cereal in individual boxes for snacks

Granola bars, Pop-Tarts, Power bars, snack & prepackaged foods of any kind, individually wrapped, such as cookies, snack cakes, Twinkies, Rice Krispy treats, oatmeal cookies, nutter butter cookies

Salsa & canned dips (not refrigerated)

Chip type snacks, such as Doritos, Pringles, Tostitos, potato sticks, pretzels

Flavored crackers, Chex mix & Cheese Nips

Nuts, all types

Gum

Hard candies individually wrapped (chocolate will melt)

### FOR CLEANING WEAPONS

Pipe cleaners, old-fashioned shaving brushes, Q-tips both short and long,

Dental picks (can be used from dentist office)

Shop towels and paint brushes

### NICE TO HAVE

Disposable cameras

Duct tape

Mechanics gloves

Fly swatters & fly paper

Rat traps

Laundry detergent in individual packets

Nerf footballs, volley ball & net, soccer balls, basketballs, whiffle ball & bat

Hand pumps and patch kits for all balls

Letters of support

Travel size games, DVDs (can be used)

Freezer weight Ziploc bags, especially gallon size

Brita sports bottles with filters

Small plastic containers for storing opened foods and keeping the sand out

## On the Road . . .



July 11 – 19, 2008

"Fall for the Carolina Shop Hop", 8<sup>th</sup> Annual 2008 Carolina Shop Hop. 12 shops in Western NC and Up State SC. Call Brenda Arrowood 245-9774 or see [www.carolinashophop.com](http://www.carolinashophop.com).

Aug 20-23, 2008

AQS Quilt Expo, Nashville, TN. Gaylord Opryland Resort & Convention Ctr., 2800 Opryland Dr. Contact 270-898-7903 or see [www.AmericanQuilter.com](http://www.AmericanQuilter.com).

Oct 17 – 19, 2008

"A Thread Runs Through It", Durham-Orange Quilters' Guild at the American Tobacco Campus, 324 Blackwell St., Bay 7, Durham, NC. Fri & Sat 10am-6pm, Sun 10am-5pm. Contact 919-933-1015 or see [www.durhamorangequilters.com](http://www.durhamorangequilters.com).

## *Bits of Quilting Wisdom*

A creative mess is better than tidy idleness.

A day hemmed in prayer seldom unravels.

A family stitched together with love seldom unravels.

A fat quarter is not a body part!

A fat quarter has fewer calories than a hot fudge sundae.

Admire my dust but please don't write in it.

Any day spent quilting is a good day.

Ask not what your fabric can do for you, but what you can do for your fabric.

Asking a quilter to mend, is like asking Picasso to paint your garage!

Behind every quilter ... is a huge pile of fabric.

As ye Sew, sew shall ye Rip!

Blessed are the children of the quilters, for they shall inherit the quilts.

Creative minds are rarely tidy.

Don't needle the seamstress!

Families are like quilts—stitched together one piece at a time.

# Guild Members Take Honors



*Harriett Grigg poses with her First Place Quilt,  
"Baskets 2"*

We know they are special, but now a whole lot of other folks do, as well.

FQG member Harriett Grigg (shown at left) won First Place Quilt at the Cleveland County Artists Competition, held May 29 thru June 26. Harriett was awarded \$500 in prize money for her quilt, entitled "Baskets 2".

Guild member Kay Young took an Honorable Mention award with her quilt, "Organic Fantasy" (pictured below.)

Thank you, ladies for representing us so proudly throughout the community!

## Unconventional Quilting Tools

I think all of us after a while devise ways of getting things done using tools or gadgets that were never intended for sewing or quilting. These ideas came from an internet chat site. *What are your favorite tips?*

*One of my favorites is a lint roller. I use it to get those little threads picked up after removing a seam. It is also nice to just roll across a quilt top before quilting and pick up threads or pet hairs or whatever so they won't be stitched down when I am machine quilting.*

*I use a wallpaper seam roller to press seams when I do piecing. I also use an orange wood stick (usually used for manicures) when I turn things right side out as they are not as sharp as skewers or the bamboo sticks for running around seams.*

*My favorite tool is the cheapest thing! Rather than pay for a wooden press for seams (without an iron) I take apart a wooden clip clothespin, and use it! Works great for little seams, or piping....*

*I like those pointed erasers that you add to pencils when the other eraser wears down. They are just the right shape for running around the inside of a small item you have just sewn and turned. For example, if you sew a heart shaped fabric with the two right sides together, and then slit the back and pull it through, then you need to run something around inside to get the edges turned neatly... the pointy eraser on the pencil does the trick and is soft enough it does not strain the stitches. (I hope that makes sense! LOL) It also works great for shaping yo-yo's before you tack them shut.*

*Ok, but this has to be the funniest one anyone will post... OK, I will confess... I wanted to use cone thread because it is soooo much cheaper. I needed a holder so I converted my wooden banana tree into a thread holder! I drilled a small hole part way thru the bottom and glued in a peg. I bent a cup hook and added it at the curved top as a thread guide. It is wonderful! It is well balanced and much sturdier than the plastic one I purchased for my sister! LOL .*



*Kay Young's Honorable Mention Quilt,  
"Organic Fantasy"*

Come Early for the PMD  
A Dish to Share  
Handcrafted nametags  
Show 'N Tell  
Quilts for South Mountain  
Kozy Kwilts  
Library Books



Things to bring to the meeting on June 26 -

Foothills Quilters Guild  
PO Box 3052  
Shelby, NC 28151

